

Fact Sheet

Multiple Sclerosis Society of Canada

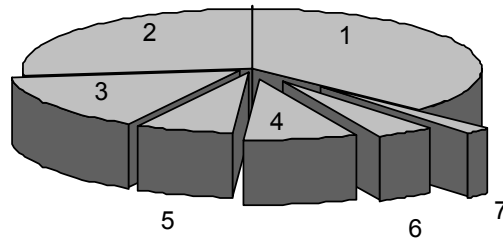
Divisions: 7

Chapters: 120

Members: 28,000

Expenditures: \$24.6 million

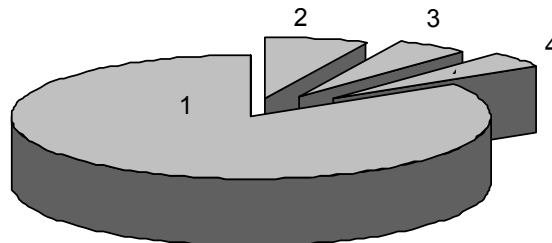
How our Funds are Spent



- 1 Individual & Family Services 35%
- 2 Research & Clinics 30%
- 3 Administration 15%
- 4 Public Education 8%
- 5 Fund Raising 5%
- 6 Chapter Resources 4%
- 7 Social Action 3%

How our Funds are Raised

Revenue: \$24.8 million



- 1 Donations & Special Fund Raising Projects 81%
- 2 Grants 11%
- 3 United Way 4%
- 4 Investments & Membership 4%

(All information based on the Multiple Sclerosis Society of Canada consolidated audited financial statements for the fiscal year ended August 31, 2001)

Investment in Program Services: \$19.6 million

Research Program	\$6.4 million
Individual & Family Services	\$8.5 million
MS Clinics	\$917,000
Public Education	\$2.1 million
Social Action	\$669,000
Chapter Resources	\$1.1 million

(Figures may not match audited financial statements due to rounding and combining of grant expenditures.)

Individual & Family Services



Information:

- MS Society of Canada publications
- ASK MS Information Resource Centre
- Conferences & workshops

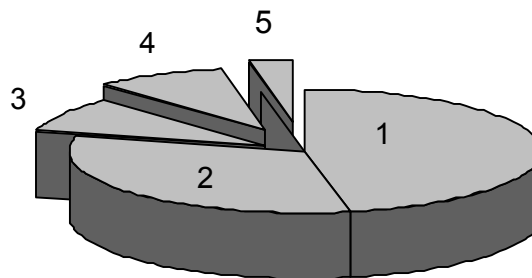
Funding

- Equipment purchase or loan
- Special assistance

Support

- Individual advocacy
- Support counselling
- Support and self-help groups
- Recreation programs

Research



- 1 Myelin & Myelin Repair 45%
- 2 Immunology 33%
- 3 MRI 11%
- 4 Health Research 8%
- 5 Treatment Effects 3%

Quick Facts About the Multiple Sclerosis Society of Canada

- Largest single funder of MS research in Canada; total investment in research since 1948, more than \$74 million
- Number of volunteers across the country – 13,500
- Number of board and committee members – 1,500
- Number of donors – 500,000
- Founding member of the Multiple Sclerosis International Federation

Quick Facts About Multiple Sclerosis

- Canada is a high risk area for multiple sclerosis
- An estimated 50,000 Canadians have MS
- MS is usually diagnosed between the ages of 20 to 40
- Approximately 1,000 new cases of MS are diagnosed each year
- Almost twice as many women have MS than men
- Multiple Sclerosis has been grouped into several types of MS:
 - **Relapsing-Remitting** – most common form of MS at time of diagnosis; characterized by clearly defined attacks followed by complete or partial recovery
 - **Primary-Progressive** – relatively rare, steady worsening from onset of the disease
 - **Secondary-Progressive** - approximately half of people with relapsing-remitting MS develop this more progressive form within 10 years of diagnosis
 - **Progressive-Relapsing** – relatively rare, steady worsening with some clear-cut attacks as well
 - **Benign-MS** – a few attacks and long periods of remission; little disability after 15 years; about 20-25% of people with relapsing-remitting MS will have this type
 - **Malignant-MS** – quite rare; rapid progression within five years of diagnosis

Toll free to MS Society division offices: 1 800 268-7582

Web site: www.mssociety.ca

